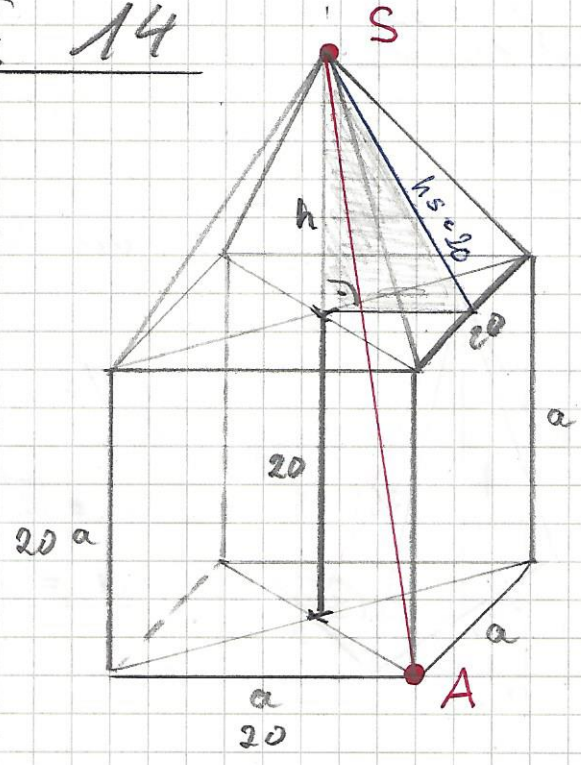
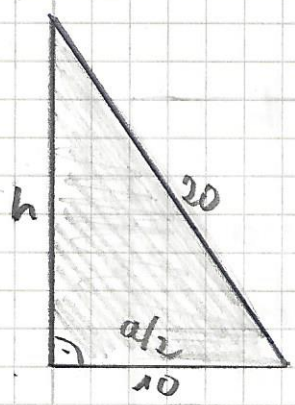
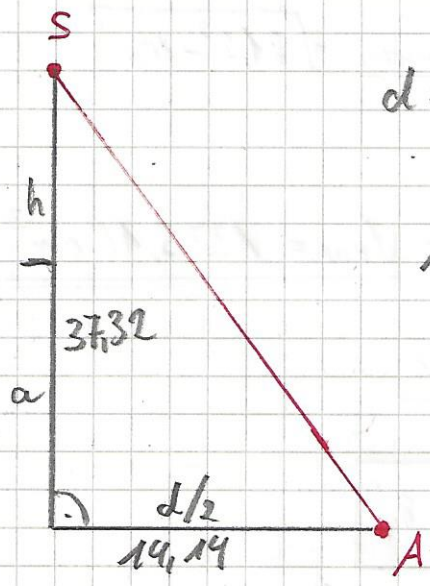


Schrägbild:



$$h = \sqrt{20^2 - 10^2}$$
$$h = 17,32$$



$$d = a \cdot \sqrt{2} \rightarrow 20 \cdot \sqrt{2} \Rightarrow d = 28,28 \text{ cm}$$

$$AS = \sqrt{37,32^2 + 14,14^2}$$

$$AS = 39,9 \text{ cm}$$